

Keep these guidelines, only submit page 3, 4 and 5

Lodgement of Application

- **Online** - go to Online Special Permits at myRTA.com. **Please note:** vehicles with Conditional Registration are unable to use this service. Priority service for online applications. *(if you want to pay by Credit Card)*
- **By fax** - fax the completed application and any required documentation to: 1300 361 570 Allow at least 3 business days for this service. *(if you want to pay by Credit Card)*
- **Other** - take the completed application and any required documentation to your nearest RMS Customer Service Centre and they will forward your application to the Special Permits Unit. Allow at least 14 days for this service. *(if you want to pay by Cash or Credit Card)*
- Lodgement of an Application is not a guarantee that a Permit will be issued.
- A fee may be charged to assess an application, even if it is ultimately deemed ineligible for a permit.
- A Permit cannot be issued without payment, and a permit fee is not refundable.
- Permits can be returned to you either by - Email, fax, or post.

General Information

- The issue of any permit is at the discretion of the Chief Executive, Roads and Maritime Services (RMS), and may be cancelled or withdrawn at any time.
- Class 1 Permits can only be issued to Heavy Vehicles, which are defined in current legislation as:
 - *Any vehicle having a GVM exceeding 4.5 TONNES.*
 - *Any combination having a GCM exceeding 4.5 TONNES.*
 - *Any combination that includes a vehicle with a GVM exceeding 4.5 TONNES.*
- **A car or station wagon cannot be classed as a Heavy Vehicle unless it meets these ratings.**
- Heavy Vehicles carrying a large Indivisible Item which exceeds the mass limits set out in Schedule 1 of the Road Transport (Mass, Loading and Access) Regulation 2005, and / or dimension limits set out in the Road Transport (Vehicle Registration) Regulations 2007, need a permit to travel on roads in New South Wales.
- If any vehicle in the combination is subject to a Performance Based Standards (PBS) approval and permit, you will need to provide a copy of the Approval with this application.

Contact Details

Monday to Friday 8.30am to 4.30pm *(but not on Public Holidays)*

RMS Special Permits Unit
PO Box 94 Glen Innes NSW 2370

www.rms.nsw.gov.au | T 1300 656 371 | F 1300 361 570 | E spu@rta.nsw.gov.au

- The permit is issued to the hauling vehicle, and is not transferable on change of vehicle ownership. **The new owner must obtain a new permit.** Permit fees are not refundable.
- Once a permit is issued, alterations cannot be made to that permit document. If changes are required, a **new permit must be issued at cost.**
- The driver of the permit vehicle must carry a copy of the permit in the driving compartment, and produce it on request to an Authorised Officer, or a Police Officer.
- A Permit will only be issued to a person who has the competence and authority to control and direct the vehicle and its driver.
- At the discretion of RMS, some combinations must be inspected by RMS or Police prior to commencement of travel. Instances of non compliance will result in the permit being withdrawn.
- All vehicles in any permit combination must be registered or have an Unregistered Vehicle Permit. **For permit purposes Traders Plates are not considered as a form of registration and any such application will be refused.**

Oversize Permits

- A permit can only be issued for **the transport of a large indivisible item**, NOT where a combination of goods causes a dimension limit to be exceeded.
- Road Trains and B Doubles are not permitted to operate with oversize loads in NSW.
- All permit dimensions must be inclusive of the vehicle and the load.
- Over length permits cannot be issued to rigid trucks or truck trailer combinations.
- An application may be declined if, in the opinion of RMS, the most appropriate vehicle is not being used. For example, a short semi trailer combination requiring excess rear overhang for a long load.
- Permits to exceed 4.6 metres in laden height will only be issued when the load is carried on a vehicle transport deck where the deck height is equal to or less than 1.0 metre.
- Permits to exceed 5.0 metres in laden height must be accompanied by an Over Height Clearance Authority letter from each Electricity Authority affected on the route to be travelled. The application will not be processed until the letter/s is / are produced.
- Special conditions apply to applications to move house sections, and the applicant must first contact the Manager, Special Permits Unit to discuss any proposed move.

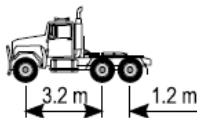
continued next page

Overmass Permits

- Overmass load carrying permits cannot be issued to rigid trucks or truck trailer combinations.
- Class 1 overmass load carrying permits can only be issued for the transport of a **large indivisible item, or unladen travel of special load transporters.**
- A load must always be positioned on the vehicle in such a way that all axle masses are minimised and the loading distributed equally on the vehicle.
- Permits are valid for return journeys on the route / s or areas specified on the permit.
- Permits are generally issued for a period of one (1) month, or up to a maximum of one (1) year.
- Legislation restricts the issue of Class 1 overmass load carrying permits to a dual drive prime mover and:
 - low loader dolly
 - low loader trailer as defined in Vehicle Standards Information Sheet 45
 - jinker (not carrying a plant item)
 - platform trailer
 - towed non load carrying plant trailer (i.e. crusher, amusement ride)
 - extendable semi trailer (not carrying a plant item) with a minimum 11.0 metre spacing from the centre of the rear prime mover axle to the centre of the front axle on the trailer
 - any combination of the above vehicles.
- The vehicle combination **must meet or exceed** the following axle spacing requirements, failure of the vehicle combination to meet or exceed these spacings will result in the application being refused.

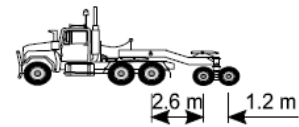
1. Prime mover (must be bogie drive)

3.2 metres from centre of steer axle to centre of leading drive axle, 1.2 metres between drive axles.



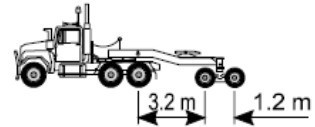
2. Dolly (2 rows of 4 wheels)

2.6 metres from centre of rear drive axle to centre of leading dolly axle.



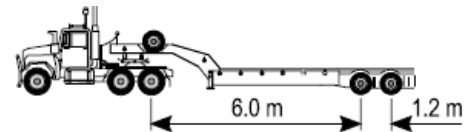
3. Dolly (2 rows of 8 wheels)

3.2 metres from centre of rear drive axle to centre of leading dolly axle.



4. Low loader or platform or jinker

6.0 metres from centre of rear dolly / drive axle (as applicable) to centre of leading trailing group axle.



- Where the gross mass of the unit is greater than 75 tonnes, any load carried must be bare/stripped.
- Annual permits are not available for a gross mass exceeding 75 tonnes.
- Where a route to be travelled does not have a recent precedent loading for the required configuration, a route investigation will need to be carried out by RMS. Any cost incurred must be paid by the applicant irrespective of whether the route is approved for travel, or not approved for travel.
- RMS may charge a fee related to the load size, vehicle combination, mass and distance travelled.
- A table of permitted axle mass limits for low loader combinations can be supplied on request.
- Each permit is configuration specific unless otherwise specifically stated on the permit. For example, a low loader and dolly combination permit cannot be used for laden travel without the dolly.

Please keep these guidelines

Do not send them with your application

Only submit the following three pages

6. PBS Vehicle

No
 Yes - Approval number

Load and dimension details

Load to be carried

Weight of unladen vehicle (tonnes)

Weight of vehicle when loaded (tonnes)

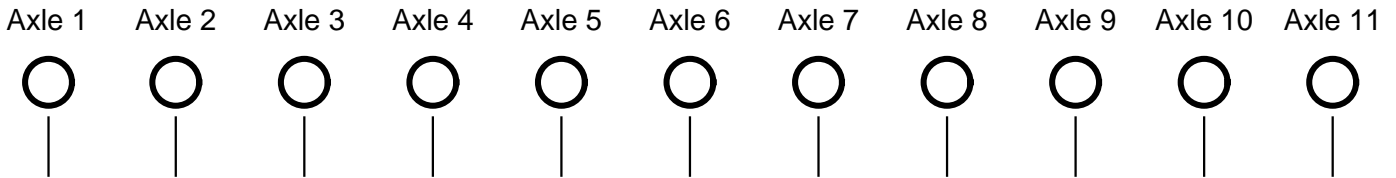
Loaded Dimensions *(only to one decimal place, rounding up if necessary)*

Width	Height*	Length	Rear Overhang
<input style="width: 100%; height: 30px;" type="text"/>	<input style="width: 100%; height: 30px;" type="text"/>	<input style="width: 100%; height: 30px;" type="text"/>	<input style="width: 100%; height: 30px;" type="text"/>

* **Where height exceeds 5 metres, Electrical Clearance letters must be supplied** - Tick

7. Mass and axle spacing details - (rigid trucks not eligible for overmass)

Vehicle axle spacings *In this diagram, write the number of wheels fitted to each axle inside the circle for that axle, and then underneath between the lines show the distance between each axle*



Vehicle mass limits

	Steer Axle/s	Drive Axles	Trailer 1	Trailer 2
Number of axles in the group				
Axle ground contact width <i>(outside tyre to outside tyre)</i>				
Tyre size fitted to axle				
Manufacturers axle & suspension rating				
Mass limit requested				

8. Route details

From *(town or suburb)* **To** *(town or suburb)*

Along the following roads,

OR

Approved routes for Annual Permit.

continued next page

9. Applicant declaration

The person responsible for directing this vehicle movement is (*name*)

And the position of that person in the organisation is -

Your Personal Information is collected and held by the Roads and Maritime Services (RMS), 101 Miller Street, North Sydney NSW 2060. I understand that my 'personal information' is being collected for the issue of an Overmass and Oversize permit. I must supply the information under the Road Transport (Mass Loading and Access) Regulation 2005 and Road Transport (Vehicle Registration) Regulations 2007. Failure to supply full details and sign/confirm this declaration can result in the transaction not proceeding. Your 'personal information' held by RMS may be disclosed inside and outside NSW to driver licensing and vehicle registration agencies, law enforcement agencies, providers of compulsory third party (bodily injury) insurance, solicitors in regard to motor vehicle accidents, and to verify the contents of this application, for the administration of driver licensing and vehicle registration legislation and law enforcement, and for the purpose of the protection of public revenue, road safety, compulsory third party (bodily injury) Insurance, and inquiries relating to motor accidents or abandoned vehicles. You have a right to access or correct your 'personal information' in accordance with the provisions of the relevant privacy legislation. I hereby certify that I have read and will comply with the application guidelines. The information given in this application is complete, true and correct in every detail

Applicant name

Applicant signature

Applicant address

Applicant phone number

Date

Notes

1. *Unsigned or incomplete applications will be disregarded.*
2. *The permit fee may be charged to consider an application even though it is declined.*

10. Method of payment

Please Note: The permit fee is not refundable if, after issue date you do not require the permit, or if you want changes made. For current permit fee refer to RMS web site Heavy Vehicles F.A.Q

- Cheque (*attach & post with this application*)
- Cash (*only if paying at RMS Registry, attach copy of receipt*)

Credit card payment

- Visa MC Amex Diners

Please debit the permit fee to my credit card as follows (*will not be accepted if amount is left blank*),

\$.00

Credit card number

Expiry date

Name on credit card

Card holder address

Phone

My supply of Credit Card information is voluntary and I understand that my 'personal information' may be disclosed inside and outside NSW to the RMS Bank and my financial institution for the purpose of administration and processing Credit Card Payment. Please read the declaration opposite which contains additional privacy information.

Signature of card holder

Date

Lodgement of Application

- Online -** go to Online Special Permits at myRTA.com. **Please note:** vehicles with Conditional Registration are unable to use this service. Priority service for online applications. (*if you want to pay by Credit Card*)
- By fax -** fax the completed application and any required documentation to: 1300 361 570. Allow at least 3 business days for this service. (*if you want to pay by Credit Card*)
- Other -** take the completed application and any required documentation to your nearest RMS Customer Service Centre and they will forward your application to the Special Permits Unit. Allow at least 14 days for this service. (*if you want to pay by Cash or Credit Card*)