




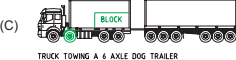
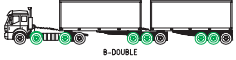









VEHICLE CATEGORIES - CLASS 3



(RAV) - CLASS 3 VEHICLE CATEGORIES

Version: March 2008

CLASS	EXAMPLES OF VEHICLE DESCRIPTION AND CONFIGURATION						AXLE SPACING TABLE	LENGTH (m)	MASS MAXIMUM PERMITTED (T)	HEIGHT (1 st 4 th AXLES (m))	STEER AXLE GROUP	AXLE GROUPS	NETWORK		
3							(A)	B	<19	>42.5, <47.5	≤4.6(4)	TWIN	3	1 ⁽⁷⁾	
	Category 1	(A)  PRIME MOVER - SEMI TRAILER	(B)  TRUCK TOWING A PIG TRAILER	(C)  TRUCK TOWING A 5 AXLE DOG TRAILER			(B)	B	<20	45.5	≤4.6(4), ≤4.3(5)	EITHER	3		
							(C)	B	<20	50.0	≤4.6(4)	EITHER	4		
2	Category 2	(A)  PRIME MOVER & OVERLENGTH SEMI TRAILER	(B)  TRUCK TOWING A 5 AXLE DOG TRAILER	(C)  TRUCK TOWING A 6 AXLE DOG TRAILER	(D)  B-DOUBLE			(A)	A	≤20	42.5	≤4.6	EITHER	3	2
							(B)	B	≤25	64.0	≤4.6(4)	EITHER	4		
							(C)	A	≤25	67.5	≤4.6(4)	EITHER	4		
							(D)	A	>25, <27.5	67.5	≤4.6(4)	EITHER	4		
3	Category 3	(A)  PRIME MOVER, SEMI TRAILER TOWING 5 AXLE DOG TRAILER						(A)	B	<27.5	84	≤4.6(4)	EITHER	5	3
4	Category 4													4	
5	Category 5	(A)  PRIME MOVER, SEMI TRAILER TOWING 5 AXLE DOG TRAILER	(B)  PRIME MOVER, SEMI TRAILER TOWING DOG TRAILER & CONVERTER DOLLY			(A)	B	>27.5, <36.5	84	≤4.6(4)	EITHER	5	5		
							(B)	B	>27.5, <36.5	84 +d	≤4.6(4)	EITHER		6	
6	Category 6													6	
7	Category 7													7	
8	Category 8													8	
9	Category 9	(A)  PRIME MOVER, SEMI TRAILER TOWING 2 DOG TRAILERS						(A)	B	>36.5, <53.5	120.5	≤4.6(4)	EITHER	7	9
10	Category 10	(A)  PRIME MOVER, SEMI TRAILER TOWING 5 AXLE DOG TRAILER & CONVERTER DOLLY						(A)	B	>36.5, <53.5	84 +d	≤4.6(4)	EITHER	6	10

KEY:  = Minimum axles required.  = Optional axles. +d = plus tare weight of towed dolly.

NOTES:

- Operators using a Class & Category of Restricted Access Vehicle (RAV) outlined in this document must operate that class of RAV in accordance with the permit OPERATING CONDITIONS and only on the network specified.
- These diagrams are a visual indication of the vehicle only.
- Operators must refer to the permit OPERATING CONDITIONS for the full vehicle description.
- The height of the vehicle can exceed 4.3 m but MUST NOT exceed 4.6 m when it is:
 - built to carry livestock or;
 - carrying a crate to carry livestock or;
 - carrying vehicles on more than one deck.

- Maximum height of Pig Trailer Only
- Network maps are available in CD format from Heavy Vehicle Operations. Networks can also be viewed and downloaded via the internet.
- Category 1 Restricted Access Vehicles above 4.3m in height may ONLY operate on Network 2 roads.
www.mainroads.wa.gov.au/heavy_vehicles

Road Network Services
Heavy Vehicle Operations
2 Adams Drive
WELSHPOOL W.A. 6106
Tel: (08) 93118450 Fax: (08) 93118455

